




The Trinity Hearing Assist System

6/11/2023

This system consists of a transmitter that broadcasts audio and a receiver device.

Transmitter		Receiver	
	<p>Audio is transmitted 2 ways: via an FM system (the box on top of the cabinet) and a dual band Gigabit Router (the box hanging on the wall). Both are next to the electronic cabinet.</p> <ul style="list-style-type: none">• Turn on the power strip before worship.• Turn it off after worship.		<p>Option 1: Use the dedicated Williams Sound PPA R38 FM receiver.</p> <ul style="list-style-type: none">• Turn on the receiver (and make sure it is set to channel 1).• Clip the earphone onto ear.• Adjust volume. Sometimes, the volume level needs to be > 20.• At the end of worship, turn off the receiver and return it to the charging station. <p>Option 1a: Instead of the earphone shown in the photo, use the T-Coil device (inside the box marked T-coil). The T-coil device is worn around the neck.</p>
			<p>Option 2: Use an Apple or Android smartphone to connect to the Gigabit Wifi router. The phone in turn transmits audio via Bluetooth to user's earbuds.</p> <ul style="list-style-type: none">• Download the WaveCast app to phone• Go to the phone's Wi-Fi setting and search and connect to "WaveCast Audio" or "WaveCast Audio5G"• The password is Williams